

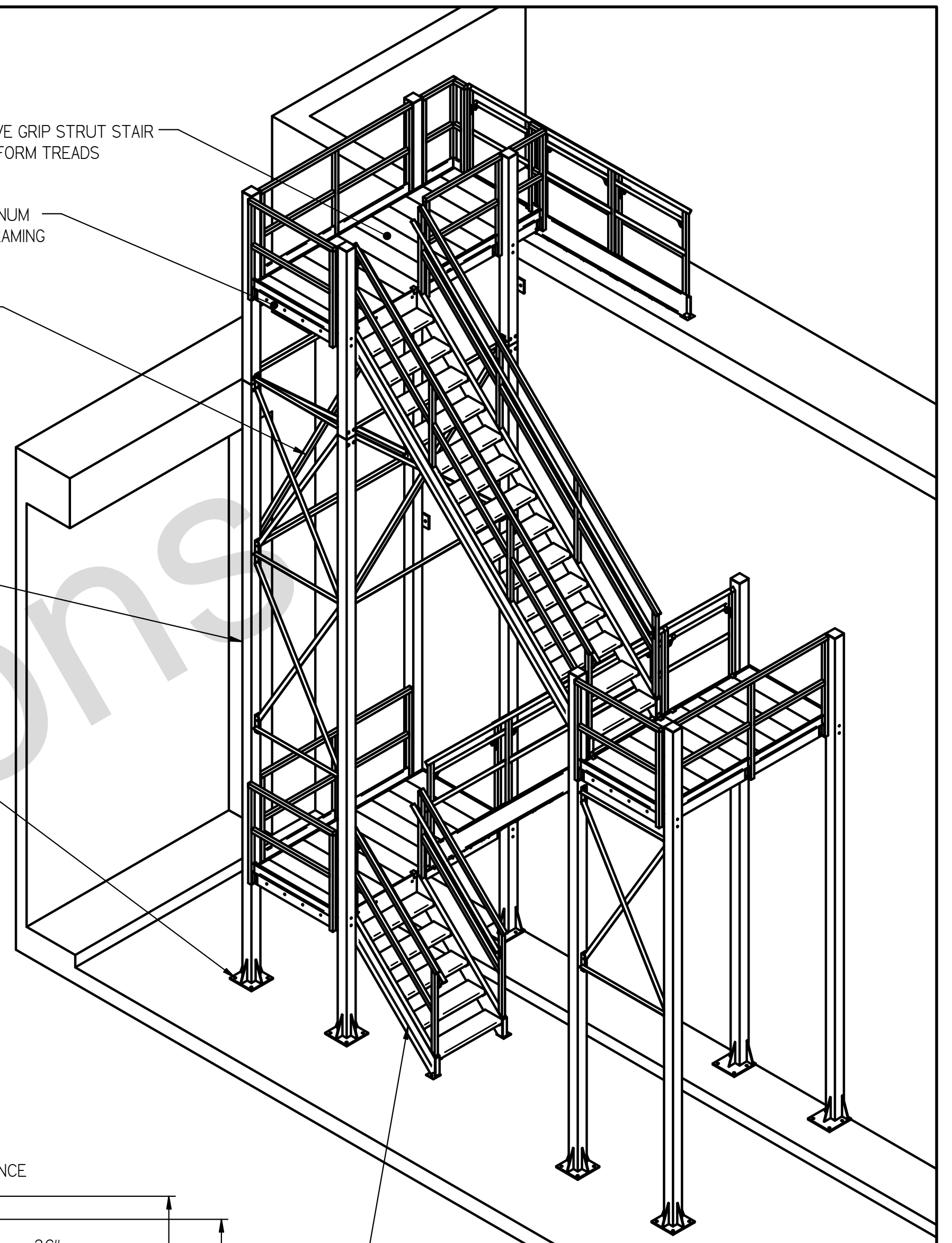
AGGRESSIVE GRIP STRUT STAIR AND PLATFORM TREADS

4" X 6" X 3/8" ALUMINUM ANGLE PLATFORM FRAMING

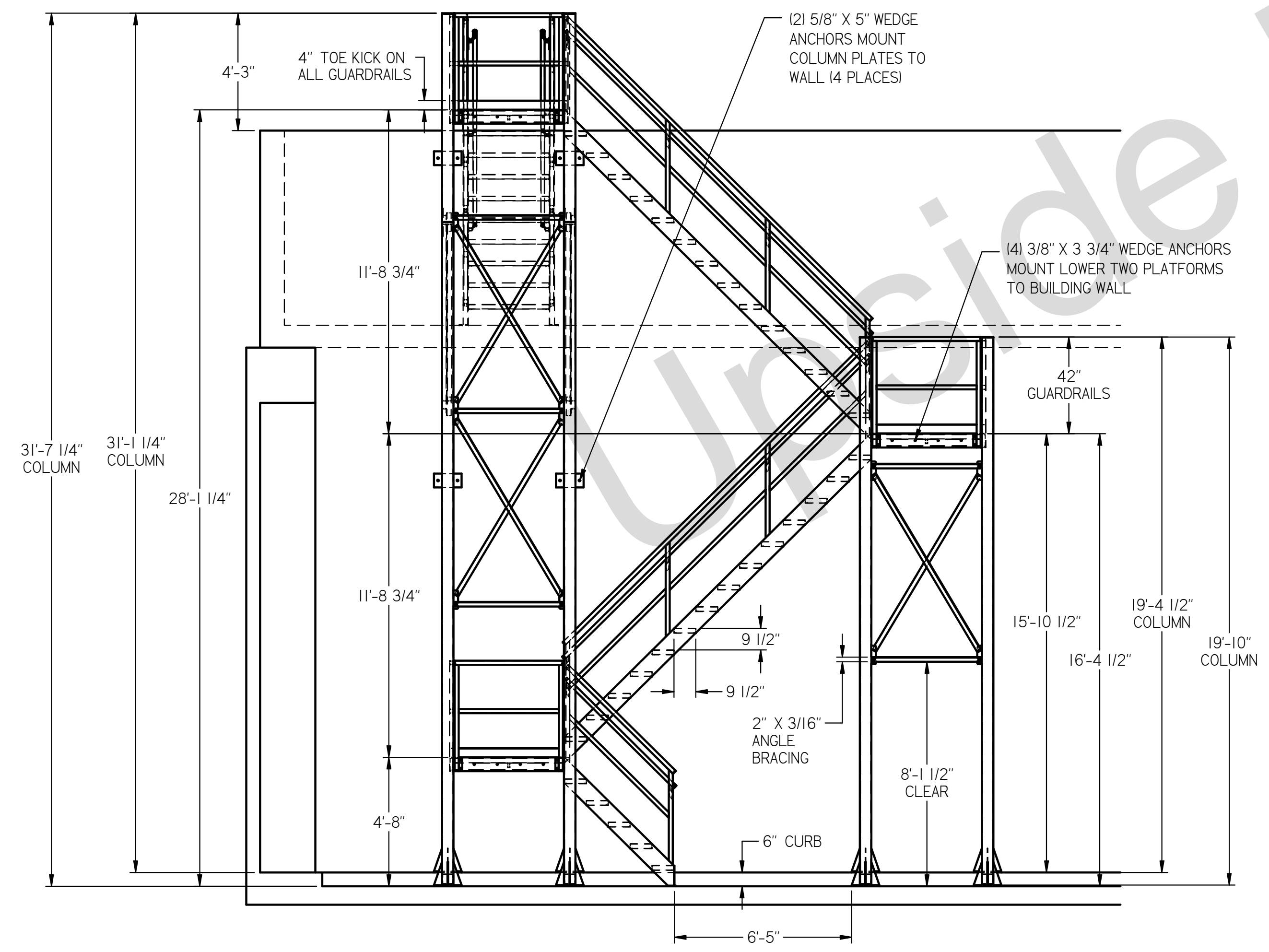
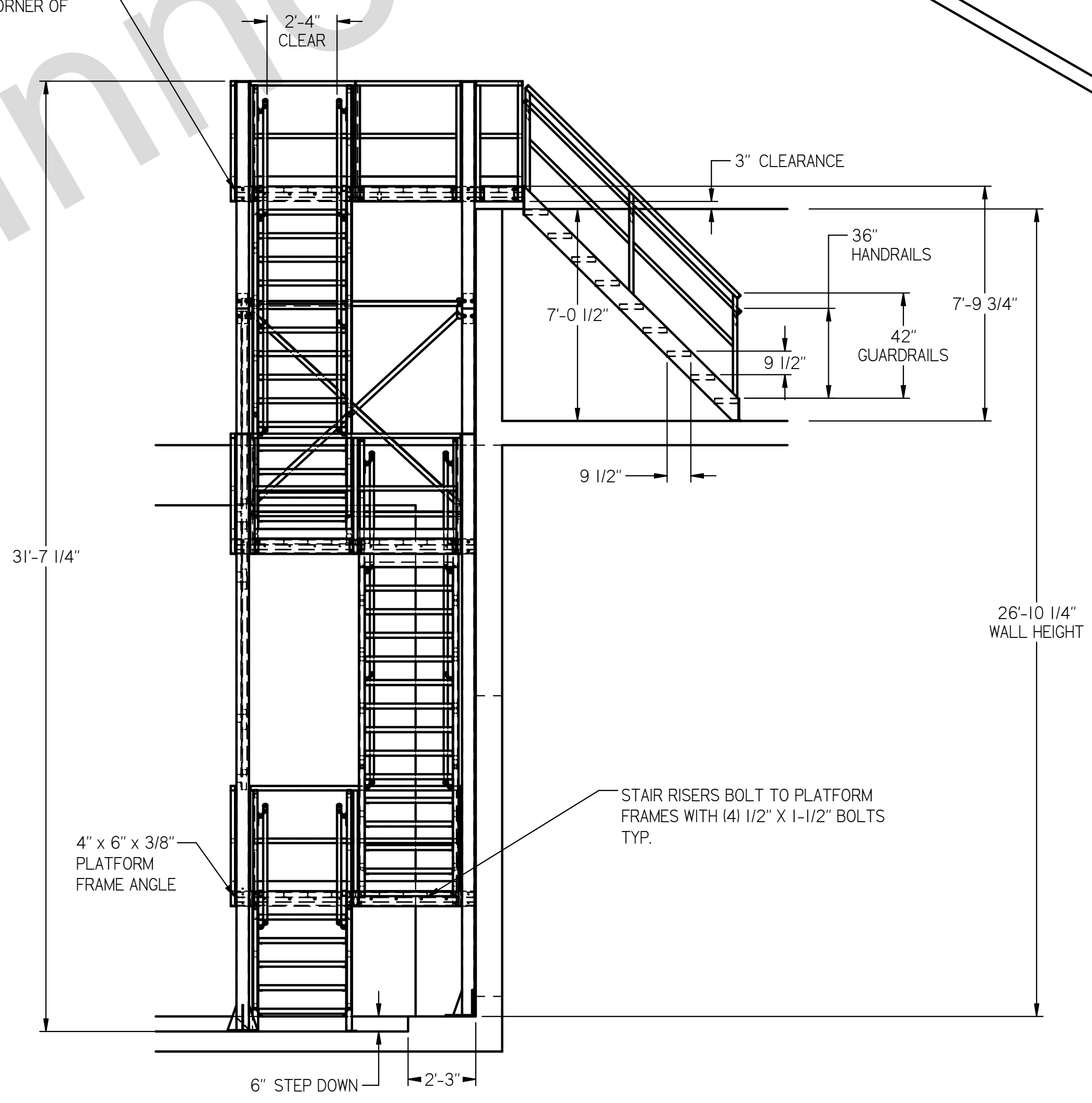
2" X 2" X 3/16" ALUMINUM ANGLE CROSS-BRACING

(8) 5" X 5" X 1/4" SQUARE TUBE COLUMNS

12" X 12" X 1/2" COLUMN FOOTPLATES MUST BE ANCHORED TO SLAB WITH (4) 5/8" X 5" CONCRETE WEDGE ANCHORS



PLATFORM FRAME BOLTS TO COLUMN WITH (2) 1/2" X 6 1/2" BOLTS AT EACH CORNER OF EACH PLATFORM



- NOTES:
1. STAIR TREADS ARE 35" WIDE, CLEARANCE BETWEEN HANDRAILS IS 28".
  2. ALL STAIR TREADS ARE 9 1/2" DEEP AND 9 1/2" HIGH.
  3. ALL HANDRAILS ARE 36" HIGH AND ARE 1-5/8" OD ROUND PIPE.
  4. ALL STAIR GUARDRAILS ARE 42" HIGH AND ARE 1-3/4" SQUARE TUBE.
  5. ALL PLATFORM GUARDRAILS ARE 42" HIGH AND ARE 1 3/4" SQUARE TUBE.
  6. STAIR TREADS AND PLATFORM WALKING SURFACES ARE CONSTRUCTED OF AGGRESSIVE GRIP STRUT TREADS.
  7. ALL STRUCTURAL MEMBERS ARE MADE OF 6061-T6 ALUMINUM
  8. STAIR AND LANDING LIVE LOAD = 100 PSF

DRG.# 13128	DATE 1/25/18	REVISION	SCALE 1/40	DRWN SRF	CHECKED KRS	TITLE	SIZE D
		UPSIDE INNOVATIONS LLC CINCINNATI, OHIO WWW.UPSIDEINNOVATIONS.COM PHONE (513) 888-2482 FAX (513) 879-2124		ALL DIMENSIONS IN INCHES UNLESS OTHERWISE SPECIFIED XXXX ± 0.06" FRACTIONAL ± 1/16" XXXX ± 0.030" ANGLES ± 1°			
The concepts and designs shown here-in are the exclusive proprietary property of UPSIDE INNOVATIONS LLC and may not be copied or used in any manner without written permission from UPSIDE INNOVATIONS.							
							SHEET # 01